



TO-252-2L Plastic-Encapsulate Transistors

2SA1952 TRANSISTOR (PNP)

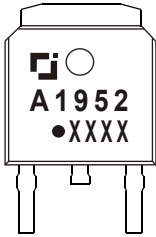
FEATURES

- -5A,-60V Middle Power Transistor
- Suitable for Middle Power Driver
- Complementary NPN Types:2SC5103
- Low Collector-emitter saturation voltage

APPLICATIONS

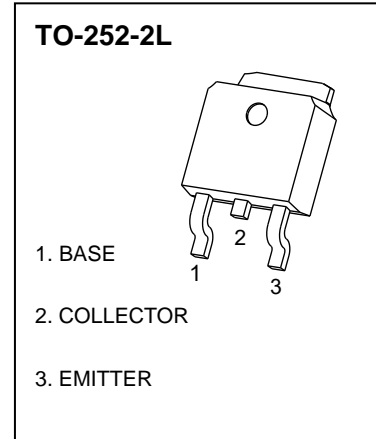
- Middle Power Driver
- LED Driver
- Power Supply

MARKING

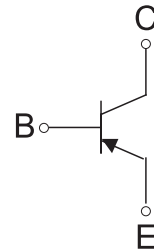


Front side

A1952 = Device code
 Solid dot = Green molding compound device,
 if none, the normal device
 XXXX=Code



Equivalent Circuit



MAXIMUM RATINGS ($T_a=25^{\circ}\text{C}$ unless otherwise noted)

Parameter	Symbol	Limit	Unit
Collector-Base Voltage	V_{CB0}	-100	V
Collector-Emitter Voltage	V_{CE0}	-60	V
Emitter-Base Voltage	V_{EB0}	-5	V
Collector Current	I_C	-5	A
Collector Power Dissipation	$P_C^{(1)}$	1	W
Thermal Resistance From Junction To Ambient	$R_{\theta JA}$	125	$^{\circ}\text{C/W}$
Operation Junction and Storage Temperature Range	T_J, T_{stg}	-55~+150	$^{\circ}\text{C}$

(1). Mounted on a substrate

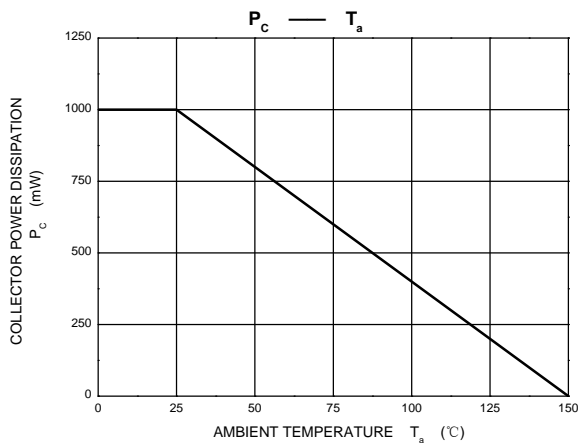
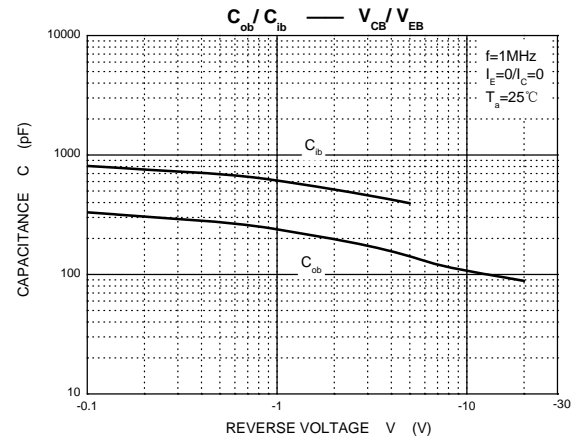
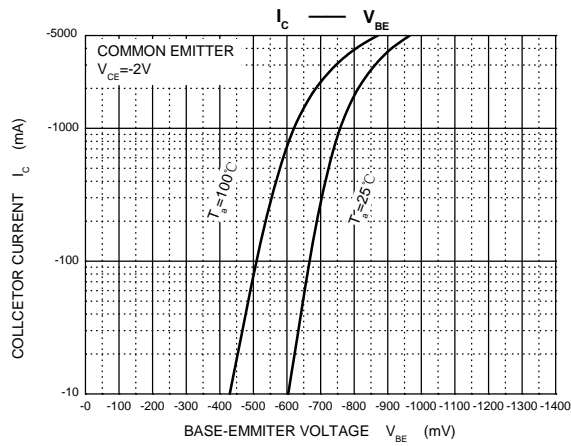
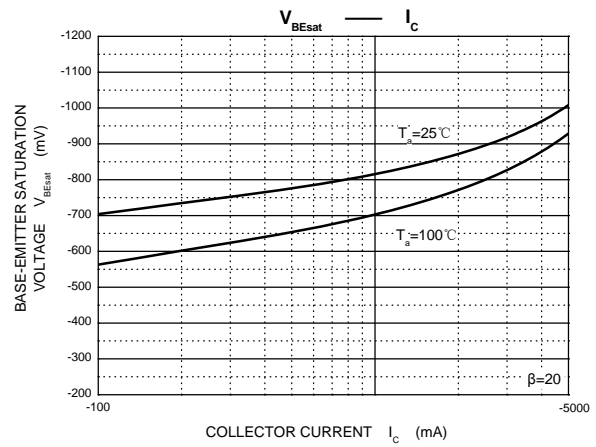
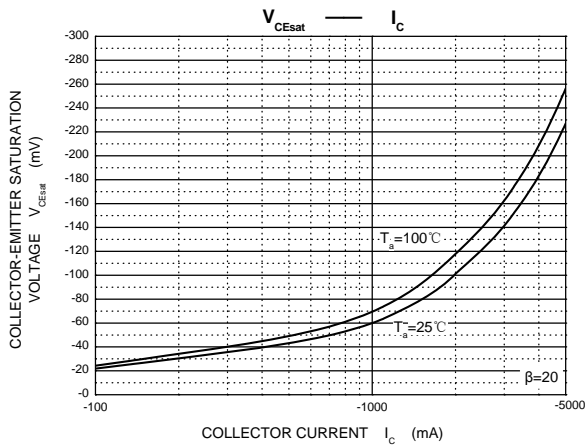
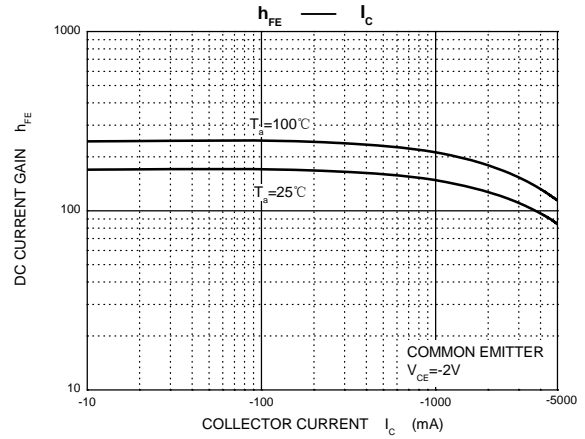
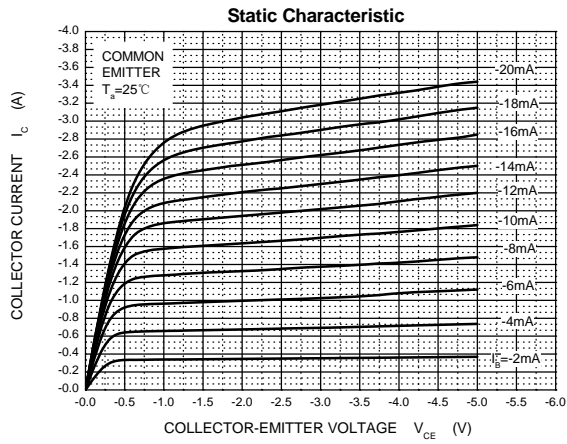
ELECTRICAL CHARACTERISTICS (T_a=25°C unless otherwise specified)

Parameter	Symbol	Test conditions	Min	Typ	Max	Unit
Collector-base breakdown voltage	V _{(BR)CBO}	I _C =-50μA, I _E =0	-100			V
Collector-emitter breakdown voltage	V _{(BR)CEO}	I _C =-1mA, I _B =0	-60			V
Emitter-base breakdown voltage	V _{(BR)EBO}	I _E =-50μA, I _C =0	-5			V
Collector cut-off current	I _{CBO}	V _{CB} =-100V, I _E =0			-10	μA
Emitter cut-off current	I _{EBO}	V _{EB} =-5V, I _C =0			-10	μA
DC current gain	h _{FE(1)} *	V _{CE} =-2V, I _C =-1A	120		270	
	h _{FE(2)} *	V _{CE} =-2V, I _C =-3A	40			
Collector-emitter saturation voltage	V _{CE(sat)} *	I _C =-3A, I _B =-0.15A			-0.3	V
		I _C =-4A, I _B =-0.2A			-0.5	V
Base-emitter saturation voltage	V _{BE(sat)} *	I _C =-3A, I _B =-0.15A			-1.2	V
		I _C =-4A, I _B =-0.2A			-1.5	V
Collector output capacitance	C _{ob}	V _{CB} =-10V, I _E =0, f=1MHz		130		pF
Transition frequency	f _T *	V _{CE} =-10V, I _C =-0.5A, f=30MHz		80		MHz
Turn-on time	t _{on}	V _{CC} =-30V, I _C =-3A, I _{B1} =-I _{B2} =150mA			0.3	μs
Storage time	t _s				1.5	μs
Fall time	t _f				0.3	μs

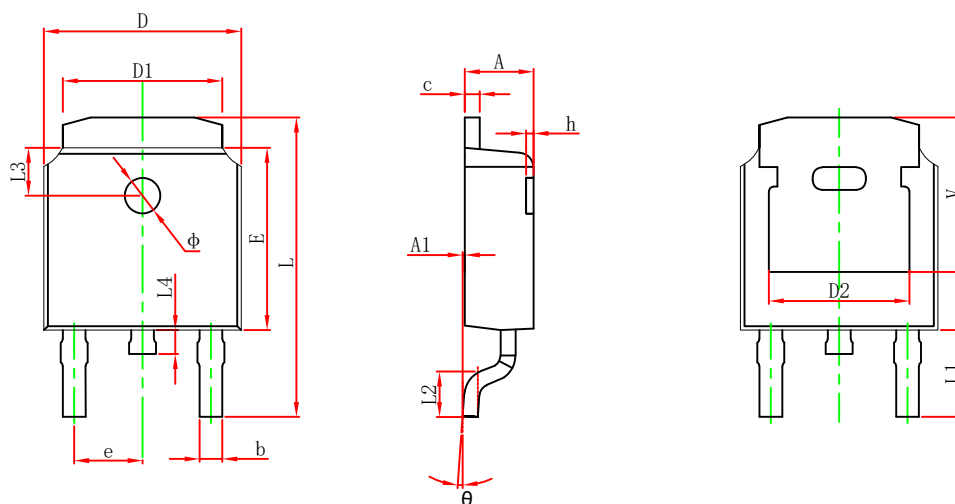
Notes:

1. Pulse Test : Pulse Width ≤ 300μs, duty cycle ≤ 2%.

Typical Characteristics

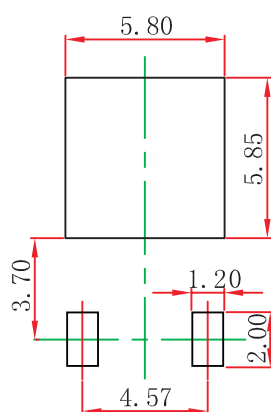


TO-252-2L Package Outline Dimensions



Symbol	Dimensions In Millimeters		Dimensions In Inches	
	Min.	Max.	Min.	Max.
A	2.200	2.400	0.087	0.094
A1	0.000	0.127	0.000	0.005
b	0.635	0.770	0.025	0.030
c	0.460	0.580	0.018	0.023
D	6.500	6.700	0.256	0.264
D1	5.100	5.460	0.201	0.215
D2	4.830 REF.		0.190 REF.	
E	6.000	6.200	0.236	0.244
e	2.186	2.386	0.086	0.094
L	9.712	10.312	0.382	0.406
L1	2.900 REF.		0.114 REF.	
L2	1.400	1.700	0.055	0.067
L3	1.600 REF.		0.063 REF.	
L4	0.600	1.000	0.024	0.039
Φ	1.100	1.300	0.043	0.051
θ	0°	8°	0°	8°
h	0.000	0.300	0.000	0.012
V	5.250 REF.		0.207 REF.	

TO-252-2L Suggested Pad Layout



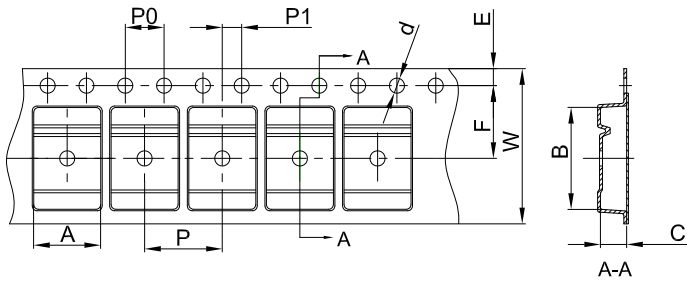
- Note:
1. Controlling dimension: in millimeters.
 2. General tolerance: ± 0.05 mm.
 3. The pad layout is for reference purposes only.

NOTICE

JSCJ reserves the right to make modifications, enhancements, improvements, corrections or other changes without further notice to any product herein. JSCJ does not assume any liability arising out of the application or use of any product described herein.

TO-252-2L Tape and Reel

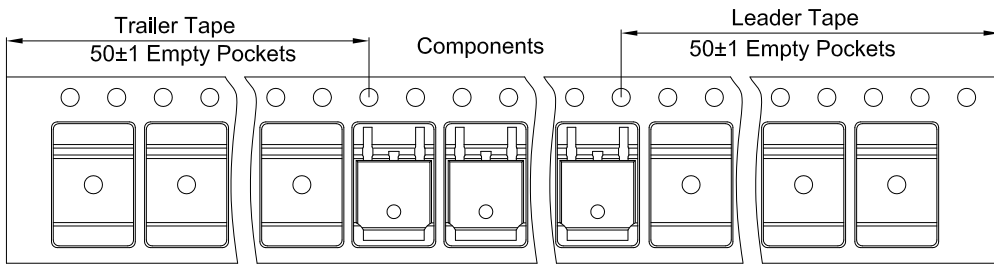
TO-252 Embossed Carrier Tape



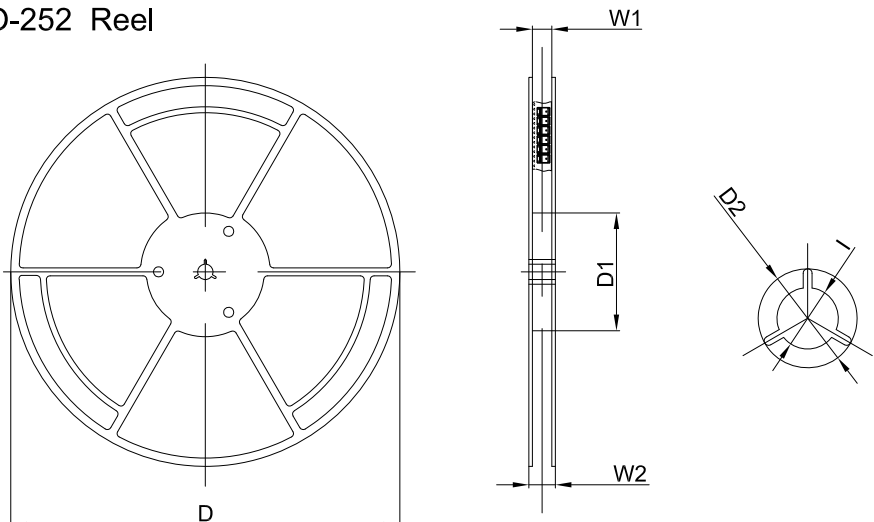
Packaging Description:
 TO-252 parts are shipped in tape. The carrier tape is made from a dissipative (carbon filled) polycarbonate resin. The cover tape is a multilayer film (Heat Activated Adhesive in nature) primarily composed of polyester film, adhesive layer, sealant, and anti-static sprayed agent. These reeled parts in standard option are shipped with 25,00 units per 13" or 33.0 cm diameter reel. The reels are clear in color and is made of polystyrene plastic (anti-static coated).

Dimensions are in millimeter										
Pkg type	A	B	C	d	E	F	P0	P	P1	W
TO-252	6.90	10.50	2.70	Ø1.55	1.75	7.50	4.00	8.00	2.00	16.00

TO-252 Tape Leader and Trailer



TO-252 Reel



Dimensions are in millimeter						
Reel Option	D	D1	D2	W1	W2	I
13" Dia	330.00	100.00	Ø21.00	16.40	21.00	Ø13.00

REEL	Reel Size	Box	Box Size(mm)	Carton	Carton Size(mm)	G.W.(kg)
2,500 pcs	13inch	2,500 pcs	340×336×29	25,000 pcs	353×346×365	